

01

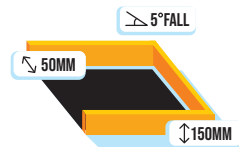


CREATE OPENING IN ROOF



THE OPENING IS THE SAME SIZE AS THE WINDOW YOU PURCHASE

02



FORM CURB

- 5 DEGREE FALL
- 100MM - 150MM - TALL
- 50MM - 70MM - THICKNESS

REBATED CURB SUPPLIED AT ADDITIONAL COST

03



APPLY ROOF MEMBRANE
SUITABLE BRANDS:

- ✓ GRP
- ✓ EPDM
- ✓ # LAYER FELT
- ✓ AND OTHER LEADING TYPES



04




SEAL YOUR ROOFLIGHT
INTO PLACE



WE RECOMMEND CORTEX EPDM MEMBRANE SYSTEM. OTHER SILICONE CAN BE USED.

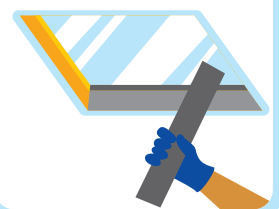
05



IF YOUR CURB IS NOT REBATED FIT 25MM TIMBER BATTEN TIGHT TO THE UNDERSIDE OF GLASS




06



TO FINISH OF NOW USE ANY MATERIAL TO MAKE GOOD.



07



FIT PLASTERBOARD
AND SKIM PLASTER



IF YOU HAVE AN ELECTRIC BLIND MAKE SURE THE ELECTRIC CABLE IS FITTED INTO THE GROOVE IN THE CURB. TEST YOUR BLIND TO MAKE SURE THE CABLE IS NOT DAMAGED. RUN YOUR CABLE TO THE WALL SWITCH. GET YOUR ELECTRICIAN WIRE UP AND TEST.